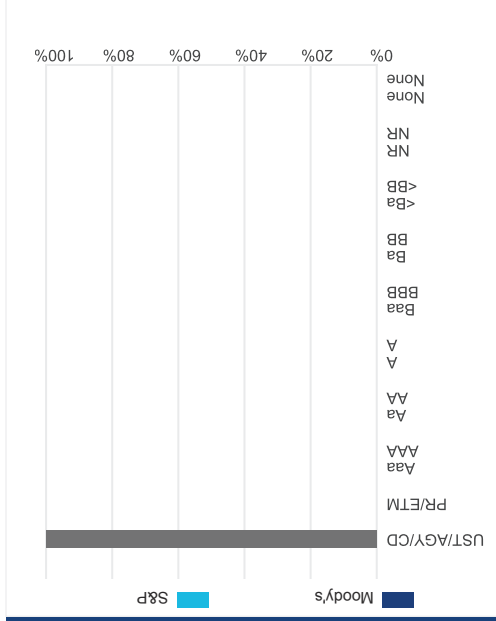


Totals & Averages @ Market

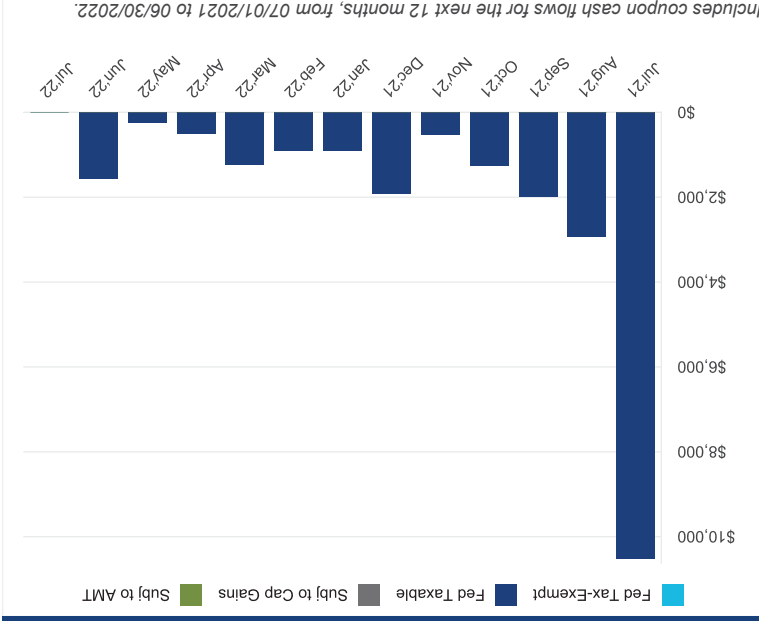
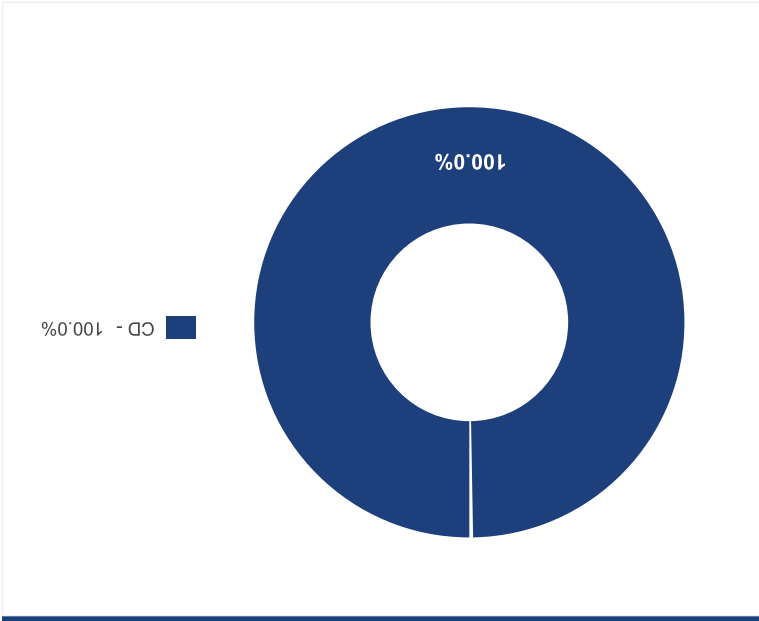
Summary Totals	
Original Face	\$12,054,000
Current Face (Par)	\$12,054,000
Market Principal	\$12,057,415
Accrued Interest	\$1,021
Cash & Cash Alternatives	\$13,588,529
Fixed Income Funds	\$0
Equity Balance	\$0
Total Portfolio Value	\$25,656,965
Next 12mo Cpn Cash Flow	\$24,527
Generic Annual Cpn Cash Flow	\$49,040
Weighted Averages	
Coupon**	0.407%
Maturity**	0.82 yrs
Duration	0.82
Yield to Worst	0.017%
Yield to Maturity	0.017%
Market Price*	100.028
Tax Lots Holdings Included	54 of 54

*Par-Wtd, all else Mkt-Wtd.
**Avg life used for principal paydowns, and perpetual securities are assigned a 40 year maturity.




Includes all tax lot holdings with recognized CUSIP, quantity, market price and full analytical calculations on reporting date. Includes coupon cash flows for the next 12 months, from 07/01/2021 to 06/30/2022. Projected Principal Paydowns for CMOs are produced by applying current pool speeds which are updated weekly. Assuming similar market conditions going forward. Projected coupon cash flows for Pass-Thru securities are produced by calculating and applying concurrent historical speeds to future paydown schedules.

Asset Class



Includes coupon cash flows for the next 12 months, from 07/01/2021 to 06/30/2022.

Maturity



Duration